

# Education

**Pollard  
Thomas  
Edwards**



Designing schools the whole  
community can use



# Introducing education



Our portfolio of education projects, includes new schools, extensions, remodelling projects and community hub developments. We thrive on working closely with teachers, governors and students to understand the ingredients required to make great places to learn.

We specialise in co-location, placing schools within mixed-use developments that incorporate community facilities, homes and workplaces and offer a durable, viable future for our towns and cities.



# Designing schools for the whole community



We believe that school estates can be so much more than daytime classrooms for students. It has led us to ask: what is the best way to place a school at the heart of communities and neighbourhoods, so that everyone – children, parents, grandparents, and anyone who lives nearby – can benefit from its resources? To play evening sports, partake in life-long learning, or go see the latest stage production of your favourite play?

The answer is co-location. In short, if we recast school estates – with their sports and playgrounds, assembly halls, science labs, art workshops, canteens, kitchens and sometimes special functions such as theatres – as underused mixed-use wonders, we find ourselves facing a very different, and far more enjoyable, challenge. And with projects such as the Netley Campus and the Deptford Lounge, we've proven co-location – designing housing above schools – works as a cross-subsidy model.



# Case studies

These case studies provide a snapshot of our education portfolio with an emphasis on the wide range projects we have delivered in this sector. They encompass typical school estates, co-location developments blending a school with new homes, and full-blown mixed-use schemes sheltering multiple, complementary uses.



website



video



publicity

**Pollard Thomas Edwards**





# Tidemill Academy and Deptford Lounge Lewisham

“ The Deptford Lounge is a persuasive example of what can be accomplished when cash-stripped institutions share resources and architecture. ”

This mixed-use project which combines a primary academy, district library, community centre and artists' studios with affordable homes and a market square, provides a new civic heart for Deptford. Taking a unique approach to regeneration, facilities are shared between the school and the community, to enhance the public realm of the Thameside town. These include a rooftop sports pitch, a flexible suite of assembly spaces and a dining hall and kitchen.





# Netley Campus

## Islington

“ It’s fabulous, it’s the future. It’s bringing together health services and education right from tiny children to the adult centres for learning. ”

Netley Campus is a self-funded, mixed-use development in central London combining a multi-purpose education hub with housing. The Euston-based project includes 80 homes, a new community learning centre, foundation classrooms and a primary pupil referral unit. As well as extensive newbuild elements the project involved upgrading a Victorian school building and outdoor play areas.





# Bow Garden Square

## Tower Hamlets

“ Developers and urban designers working in an ever-densifying London can learn several important lessons from Bow Garden Square. ”

This exciting multi use development in Tower Hamlets is centred around a courtyard school providing a new two form entry Primary School for the popular St Pauls Way Trust school. The housing element is located above the school fronting St Paul's Way. The development also incorporates a mosque, a community sports pitch and and a terrace of affordable homes.





# Juniper House

## Waltham Forest

“ We’ll have a social learning space, a green space to support wellbeing and a winter garden for students and staff to sit quietly, study, or socialise in. ”

Juniper House is located on a brownfield site opposite Walthamstow Central, one of the capital’s busiest local stations and features 91 new mixed-tenure homes alongside a nursery with space for more than 50 local children. This 16-storey, mixed-use exemplar also contains two floors of classrooms, social space, and a winter garden, for the University of Portsmouth’s London campus, as well as a new ‘pocket park’ that connects the whole development with adjacent residential streets.





# Ark Soane Phase 2

## Ealing

**“ We are very proud to be delivering this major mixed-use project, which will provide much-needed school places and high-quality homes for the Acton area. ”**

Ark Soane is a new mixed-use development which forms a substantial public building at the heart of Acton. It provides a 1,200 place secondary school over three levels with 116 new homes above. The development also includes new community space and improved public realm.





# Westbrook Primary School

## Hounslow

“ Dear Mr Tatters. My name is Natalia. I am in Kingfisher. I am 6 years old. In the new school I really like the playground because is spectacular. My favret part is the ofis because is cool. I wood change nothing because I like efrifing. ”

PTE has delivered complete new premises for Westbrook Primary School enabling it to expand to accommodate three forms of entry. The new school also includes a centre for the visually impaired which enables children to attend mainstream school while also having specifically designed classes.





# Case studies

**Ark Atwood Academy**  
Westminster



**Ark Isaac Newton Academy**  
Redbridge



**Plumcroft Primary**  
Greenwich



**Rushey Green Primary**  
Lewisham



**St Thomas' CE Primary**  
Kensington and Chelsea



**Hounslow Town Primary**  
Hounslow



**St Jude and St Paul's Primary**  
Islington



**Meadows Community Nursery**  
Cambridge

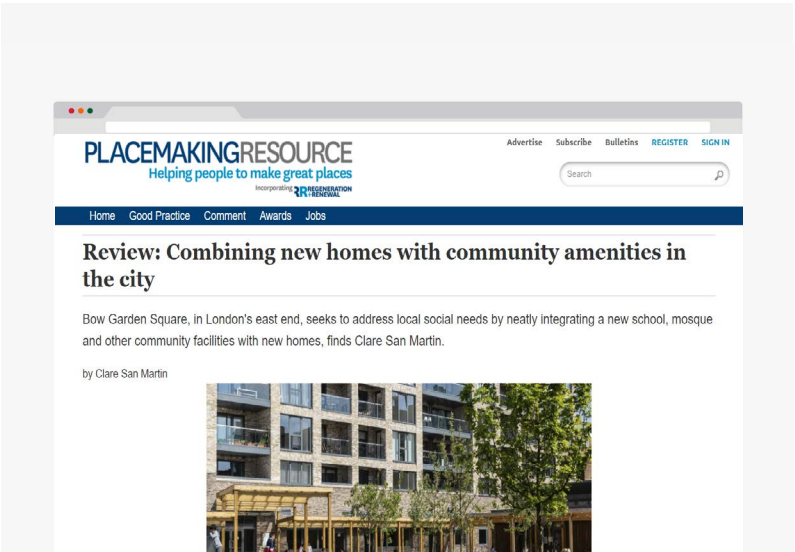
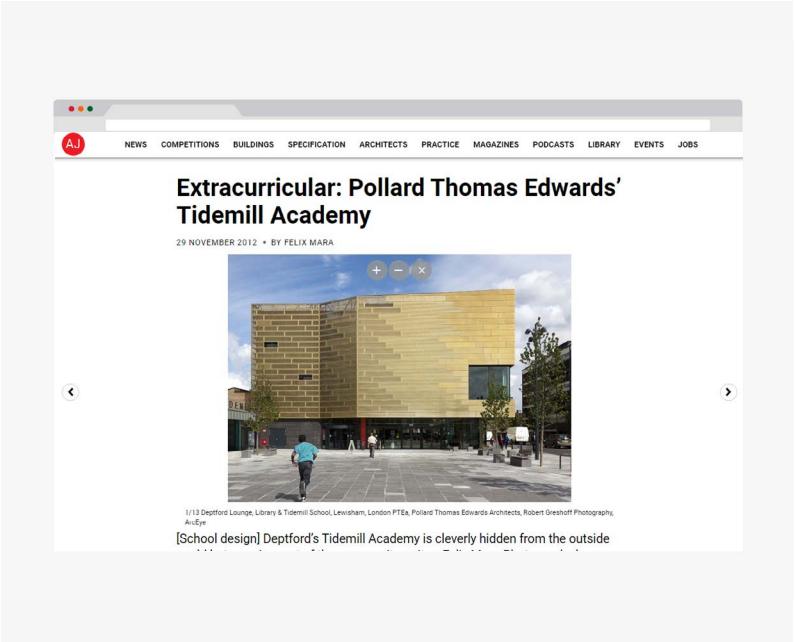
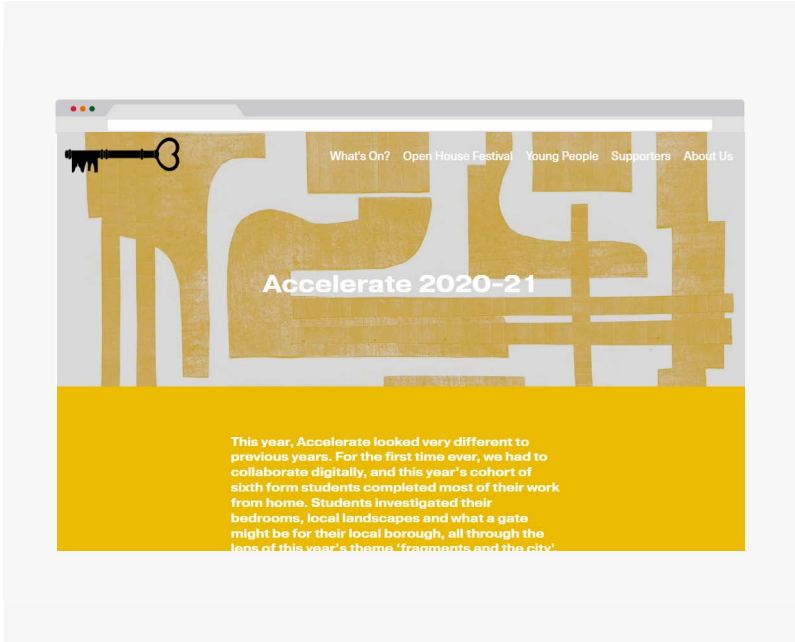
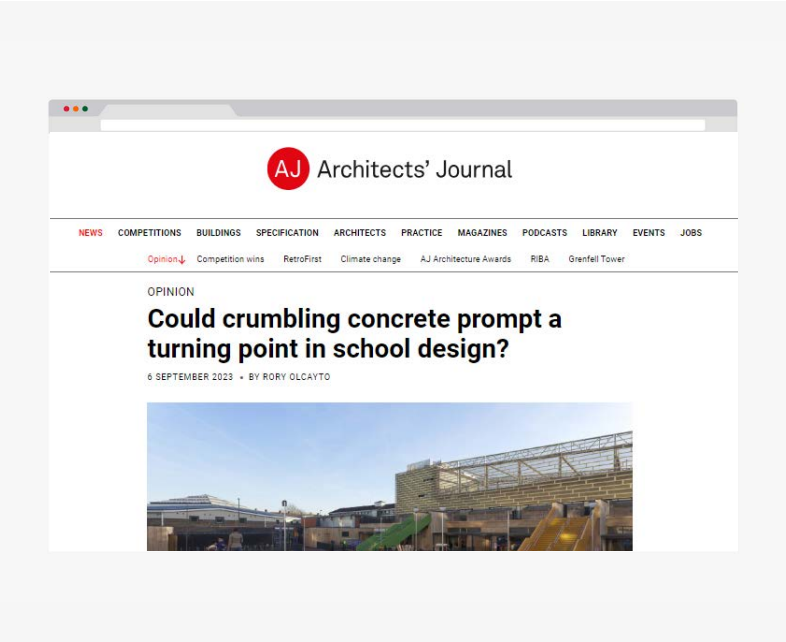




# Press and publicity

Whether commenting on technical and policy developments in the sector or seeing our completed projects covered by the architectural press, our colleagues, their viewpoints and insight, and our building are regularly published in print and online.

Click on the publications opposite to read more.





# Get in touch



**Dominique Oliver**

Partner  
[dominique.oliver@ptea.co.uk](mailto:dominique.oliver@ptea.co.uk) ↗  
020 7336 7777



**Simon Whitley**

Partner - Projects and Innovation  
[simon.whitley@ptea.co.uk](mailto:simon.whitley@ptea.co.uk) ↗  
020 7336 7777





Copyright in this document and all contents belongs to Pollard Thomas Edwards LLP (excluding only material reproduced from other sources where shown). The document is confidential and may not be disclosed to any third party without the permission of Pollard Thomas Edwards LLP.

**Save trees, save paper. Please consider the environment before printing.**

Diespeker Wharf  
38 Graham Street  
London NI 8JX  
020 7336 7777  
mail@ptea.co.uk  
pollardthomasedwards.co.uk

**Pollard  
Thomas  
Edwards**